

UL50-12



Physical Specification

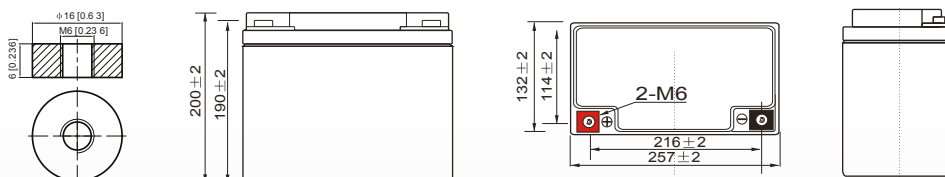
Part Number:	UL50-12
Length:	257 ± 2 mm (10.12 inches)
Width:	132 ± 2 mm (5.20 inches)
Container Height:	200 ± 2 mm (7.87 inches)
Total Height (with terminal):	200 ± 2 mm (7.87 inches)
Approx Weight:	Approx 16.0kg (35.3lbs)

Specifications

	Normal Voltage	12V
	Normal Capacity (20HR)	50AH
Terminal Type	Standard Terminal	F6
	Optional Terminal	F16
Container Material	Standard Option	ABS
	Flame Retardant Option (FR)	UL94:VO
Rated Capacity	52.0 AH/2.60A	(20hr, 1.80V/cell, 25°C / 77°F)
	50.0 AH/5.00A	(10hr, 1.80V/cell, 25°C / 77°F)
	43.1 AH/8.62A	(5hr, 1.75V/cell, 25°C / 77°F)
	39.0 AH/13.0A	(3hr, 1.75V/cell, 25°C / 77°F)
	30.5 AH/30.5A	(1hr, 1.60V/cell, 25°C / 77°F)
Max Discharge Current	600A (5s)	
Internal Resistance	Approx 8mΩ	
Discharge Characteristics	Operating Temp. Range	Discharge: -15 ~ 50°C (5 ~ 122°F)
		Charge: 0 ~ 40°C (5 ~ 104°F)
		Storage: -15 ~ 40°C (5 ~ 104°F)
	Nominal Operating Temp. Range	25 ± 3°C (77 ± 5°F)
	Cycle Use	Initial Charging Current less than 15.0A. Voltage 14.4V ~ 15.0V at 25°C (77°F) Temp. Coefficient -30mV/°C
	Standby Use	No limit on Initial Charging Current Voltage 13.5V ~ 13.8V at 25°C (77°F) Temp. Coefficient -20mV/°C
Capacity affected by Temperature	40°C (104°F) 103%	
	25°C (77°F) 100%	
	0°C (32°F) 86%	
Design Floating Life at 20°C	10 Years	
Self Discharge	Ultracell batteries may be stored for up to 6 months at 25°C(77°F) and then a refresh charge is required. For higher temperatures the time interval will be shorter.	

Dimensions

F6 Terminal



ALL DATA IS SUBJECT TO CHANGE WITHOUT NOTICE

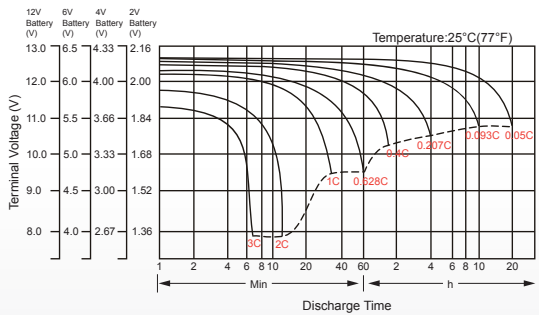
Constant Current Discharge (Amperes) at 25°C (77°F)

F.V/Time	5 min	10 min	15 min	20 min	30 min	45 min	1h	2h	3h	4h	5h	6h	8h	10h	20h
1.85V/cell	85.6	67.3	57.2	47.9	38.0	28.8	23.6	15.0	11.9	9.70	7.82	6.81	5.53	4.72	2.58
1.80V/cell	114.9	86.0	69.1	56.6	44.9	33.5	26.4	16.4	12.8	10.4	8.40	7.30	5.86	5.00	2.60
1.75V/cell	129.5	94.5	75.5	60.9	46.6	34.7	27.6	17.0	13.0	10.6	8.60	7.50	5.96	5.05	2.63
1.70V/cell	142.6	103.0	80.6	64.0	48.5	36.1	28.5	17.7	13.4	10.9	8.83	7.66	6.05	5.10	2.68
1.65V/cell	157.3	111.1	85.7	67.9	51.2	37.0	29.5	18.2	13.9	11.2	9.08	7.83	6.14	5.21	2.71
1.60V/cell	173.5	120.6	91.7	72.4	54.0	38.6	30.5	18.8	14.4	11.6	9.38	8.00	6.20	5.26	2.73

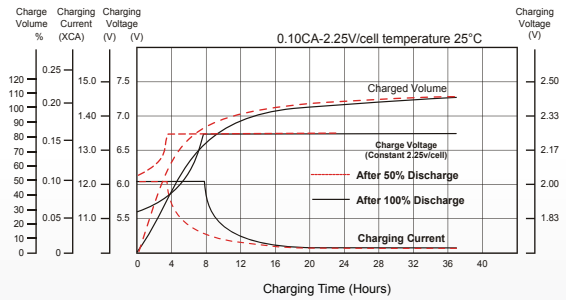
Constant Power Discharge (Watts) at 25°C (77°F)

F.V/Time	5 min	10 min	15 min	20 min	30 min	45 min	1h	2h	3h	4h	5h	6h	8h	10h	20h
1.85V/cell	156.5	124.3	106.8	90.2	72.5	55.3	45.5	29.2	23.1	19.0	15.3	13.4	10.9	9.34	5.10
1.80V/cell	207.8	156.9	127.3	105.1	84.2	63.9	50.7	31.6	24.8	20.1	16.4	14.3	11.5	9.88	5.14
1.75V/cell	229.3	169.7	137.3	111.9	86.7	65.6	52.8	32.7	25.1	20.5	16.7	14.6	11.7	9.97	5.19
1.70V/cell	245.5	180.7	144.5	116.8	89.8	68.0	54.2	33.9	25.8	21.0	17.1	14.9	11.9	10.1	5.28
1.65V/cell	266.9	193.3	152.5	123.1	93.9	69.1	55.7	34.6	26.7	21.7	17.6	15.2	12.0	10.2	5.34
1.60V/cell	287.5	205.0	160.4	129.7	98.5	71.6	57.3	35.6	27.4	22.3	18.1	15.5	12.1	10.3	5.37

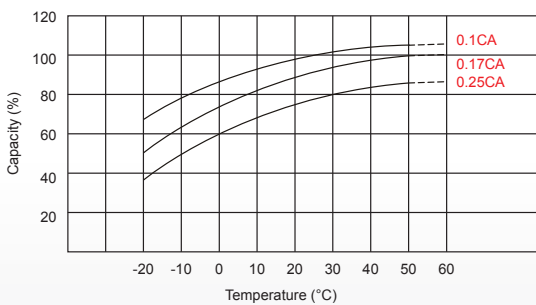
Discharge Characteristics



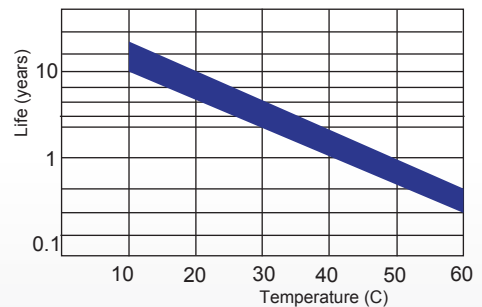
Float Charging Characteristics



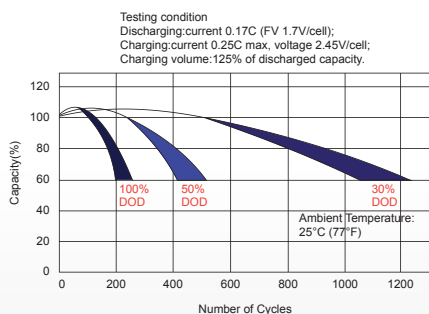
Temperature Effects in Relation to Battery Capacity



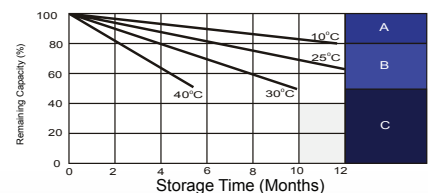
Effect of Temperature on Long Term Float Life



Cycle Life in Relation to Depth of Discharge



Self Discharge Characteristics



- A** No supplementary required (Carryout supplementary charge before use if 100% capacity is required.)
- B** Supplementary charge required before use. Optional charging way as below:
 1. Charged for above 3 days at limited current 0.25CA and constant voltage 2.25V/cell.
 2. Charged for above 29 hours at limited current 0.25CA and constant voltage 2.25V/cell.
 3. Charged for 8 ~ 10 hours at limited current 0.05 CA.
- C** Supplementary charge may often fail to recover the capacity. The battery should never be left standing till this is reached.

ALL DATA IS SUBJECT TO CHANGE WITHOUT NOTICE